



INDEPENDENT DRIVING


KIVI MANUAL BRAKE LEVER



KIVI MANUAL BRAKE LEVER







Hand Control for brake.




A **manual brake lever** is installed to the side of the steering column of the vehicle and is designed to be used with your right or left hand to operate the brake in the vehicle. You can activate the brake by pushing the lever towards the dashboard, or in a downwards motion. A manual brake lever can be used on its own, or it can be paired with a gas ring.



A **manual brake lever** comes with horn, hill holder and economizer function as standard. The hill holder function acts like a park brake, leaving your hands free to change gears or adjust other functions in the vehicle. When activated the 'economizer' reduces the power of acceleration by 50%. Allowing ease when parking and driving in traffic, where less power is required.

FEATURES

-  Adjustable brake motion
-  Hill holder function as standard
-  Economizer function as standard
-  If a violent collision moves the pedals backwards, the lever rotates upward on its own axis







SPECIFICATIONS

-  Equipped with three buttons: horn, hill holder and economizer
-  Product approved by the EMC as well as CE-marked



BENEFITS

-  Adjustability to suit your driving style
-  Brake design reduces the effort involved to drive the vehicle
-  Provides vehicle independence
-  Minimal required force to brake

