


# GETTING SEATED PERSON LIFT



# GETTING SEATED PERSON LIFT






Sling transfer system designed to transfer occupant from the wheelchair to the vehicle's seat.






The Person lift is designed to carry someone from a wheelchair into the seat of the vehicle. By utilising a sling for the transfer the lift eliminates the strain put on the carer for transfers while safely transferring the occupant into the seat. Once you have completed the transfer the Person lift can then be stored securely in the boot of the vehicle.



## FEATURES

-  Lift pulls apart for ease of use
-  Fixed or mobile bracket
-  Can be used within the home with mobile bracket



## SPECIFICATIONS

-  Up to 50mm of travel in the KPL-100
-  Combi option available for higher vehicles
-  Weight of unit 13.5kg total
-  100kg weight capacity
-  Sling sizes available: Small, Medium, Large



It uses a pivoting arm to optimise the transfer space with easy to use attachment points for the transfer sling. For larger vehicles there is the Combi person lift that incorporates a lifting cylinder allowing the occupant to reach higher seats.

## BENEFITS

-  Allows wheelchair occupant to travel within the vehicle's seating positions
-  Provides you with the independence you deserve when travelling to and from your destination

